


Pressure Relief Dampers

Type UL· KUL



TROX[®] TECHNIK

TROX Malaysia Sdn. Bhd.
20 Persiaran Bunga Tanjung 1
Senawang Land Industrial Park
70400 Seremban
Negeri Sembilan Darul Khusus
Malaysia

Telephone + 606-678 8188
Telefax + 606-678 8288 / 388
E-mail enquiry@troxmal.com.my
www.troxapo.com

Construction · Standard Sizes

Pressure relief dampers are designed for use in intake and discharge openings in air conditioning systems. When the system is in operation, the blades of the damper are held in the open position by the air flow. If the system is switched off, the blades close automatically, thus giving protection against the ingress of rain or leaves and birds into the air conditioning system.

Type UL

- Frame from formed galvanised sheet steel
- Blades from formed aluminium sheet
- Blade stub shafts in brass
- Bearing section in plastic - PVC
- Sealing strips on blades in polyester foam
- Front flange drilled

Type KUL

- Formed channel frame, galvanised sheet steel
- Blades from formed aluminium sheet
- Blade stub shafts in brass
- Bearing section in plastic - PVC
- Sealing strips on blades in polyester foam

Type KUL 1

As type KUL but both flanges drilled

Type UL · KUL

① Frame
② Blade
③ Bearing section
④ Sealing strip

UL-1

UL-2

KUL KUL 1

Standard Sizes

B in mm	H in mm	Number of holes			
		Width B		Height H	
		Type		Type	
		UL	KUL 1	UL	KUL 1
297	215	1	2	1	2
397	315	2	3	1	2
497	415	2	4	1	3
597	515	3	4	1	4
797	615	3	6	2	4
997	715	3	7	2	5
1197	815	3	8	3	6
1397	1015	3	10	3	7
1597	1215	4	11	3	8
	1415			3	10
	1615			4	11

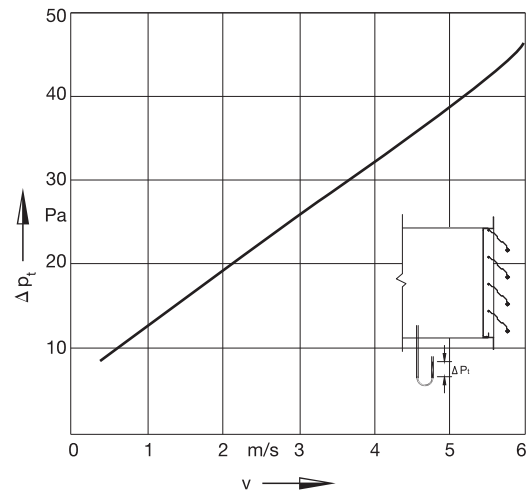
Any combinations of B x H listed above can be supplied
Above B ≥ 997mm with visible centre support at B/2

Installation Details · Technical Data

Nomenclature

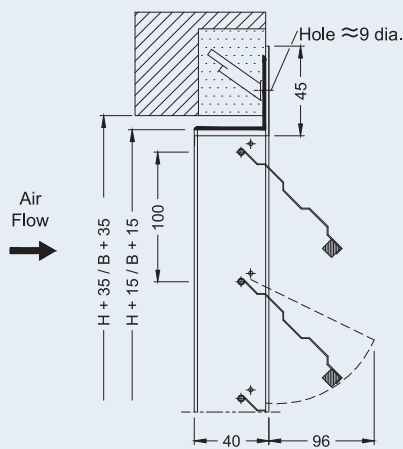
- v in m/s: Air velocity based on $B \times H$
- Δp_t in Pa: Total pressure drop (free discharge)

Pressure Drop



Installation Dimensions

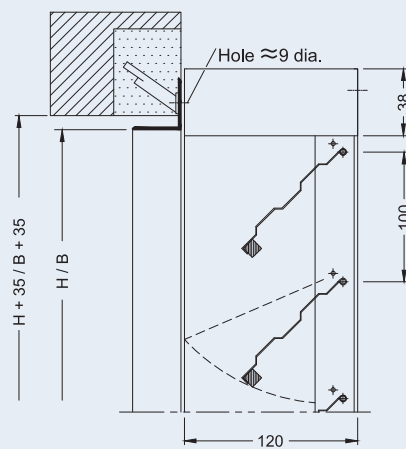
Type UL



Type UL-1 shown

Opening size without
masonry sub-frame
 $W + 15 / H + 15$

Type KUL 1



Opening size without
masonry sub-frame W / H

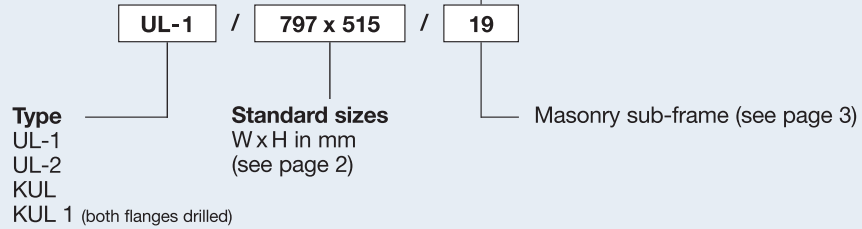
Masonry Sub-Frame

Type	Reference Code	Material
UL	19	Formed galvanised steel 35/35/3
KUL 1	21	Formed galvanised steel 35/35/3

Order Details

Order Code

These codes do not need to be completed for standard products



Specification Text

Pressure relief dampers for use in intake and discharge openings in air conditioning systems, for protection against ingress of rain, leaves and birds into the air conditioning system; basically comprising the frame and edge pivoted blades opening and closing automatically.

Construction and materials: see page 2

Masonry sub-frame: see page 3

Make: TROX

Type: UL-1 · UL-2 · KUL · KUL 1

Order Example

Make: TROX

Type: UL-1 / 797 x 515 / 19

Qty: 2