

Dehumidifier Consorb **DC-20 / 30** **T10, T16**



Dehumidifying capacity at 20°C / 60%RH

1.1 - 1.5 kg/h

Dry air flow

310 - 400 m³/h

- Washable rotor
- Protected control panel
- Stainless steel chassis
- Self-regulating heater
- Fold-flat handle
- Long lifetime
- Easy access to filter

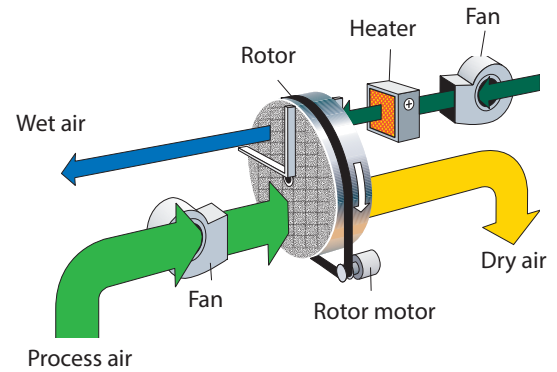


Section of a dehumidifier rotor from Seibu Giken. The high number of channels means that moisture is adsorbed with extra efficiency.

World leaders in dehumidification.

TECHNICAL DATA

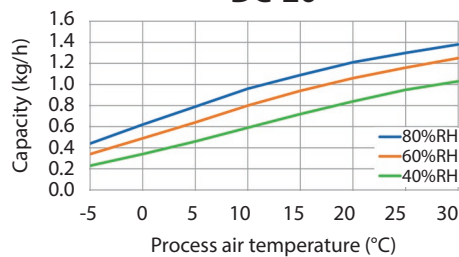
Dehumidifier model	DC-20	DC-30 T10	DC-30 T16
Nominal capacity ¹ (kg/h)	1.1	1.3	1.5
Dry air flow ² (m ³ /h)	310	400	400
Static pressure at disposal (Pa)	100	85	100
Wet air flow ² (m ³ /h)	60	90	70
Static pressure at disposal (Pa)	80	80	80
Heater current [A]	7.5	8,0	12.5
Total power (kW)	2.1	2,2	3.2
Supply fuse 230V [A]	10	10	16
Weight (kg)	31	32	32



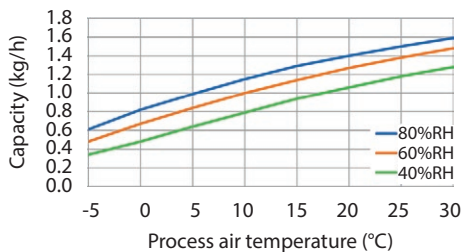
- Valid for inlet conditions 20°C/60%RH. For other inlet conditions the capacity can be calculated by using the correction factor from the diagram shown below.
- Volume flow for density 1.20 kg/m³.
- The design of the PTC heater enables the power to be regulated by controlling the wet air flow.

CORRECTION DIAGRAM

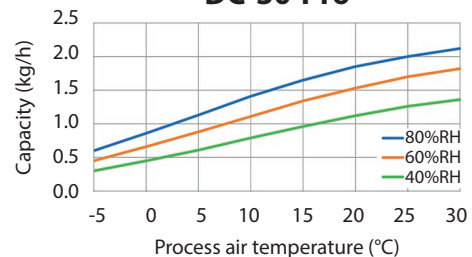
DC-20



DC-30 T10

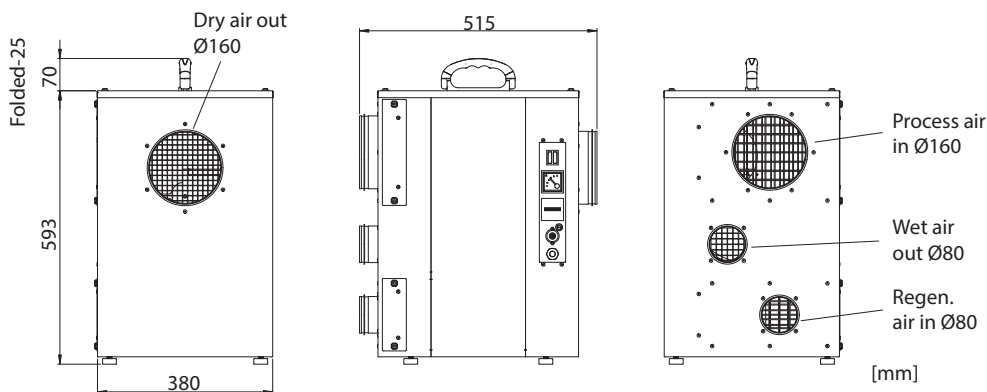


DC-30 T16



DIMENSIONS

Subject to change without notice. Download installation drawing at www.dst-sg.com



Updated 18.12



Seibu giken DST Poland SP. Z O.O.
www.dstpoland.pl