

# Dehumidifier Recusorb **RL-60R, -60LR**



*Dehumidifying capacity at 20°C / 60%RH*

**4 - 5 kg/h**

*Dry air flow*

**850 - 1000 m<sup>3</sup>/h**

- Excellent performance in all climates
- Duct connection
- Built-in heat recovery
- Stainless steel chassis and panels
- Highly efficient D-MAX rotor
- Options:
  - Frequency inverter to control airflows
  - Linear capacity control
  - Panel mounted humidity / dew point controller
  - F7 filter
  - Insulated inlets to help prevent condensation

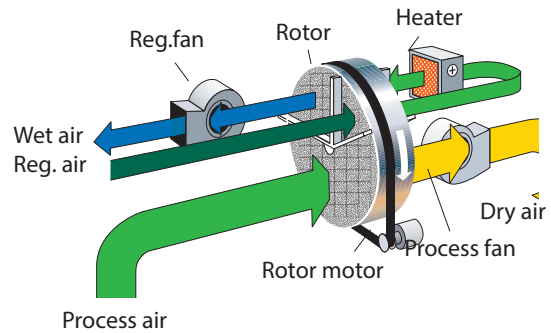


*Section of a dehumidifier rotor from Seibu Giken. The high number of channels means that moisture is adsorbed with extra efficiency.*

*World leaders in dehumidification.*

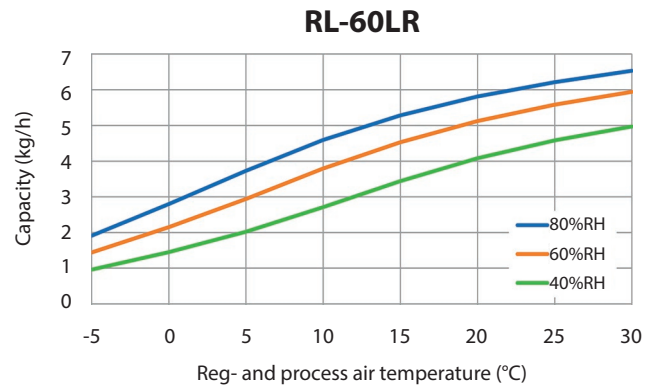
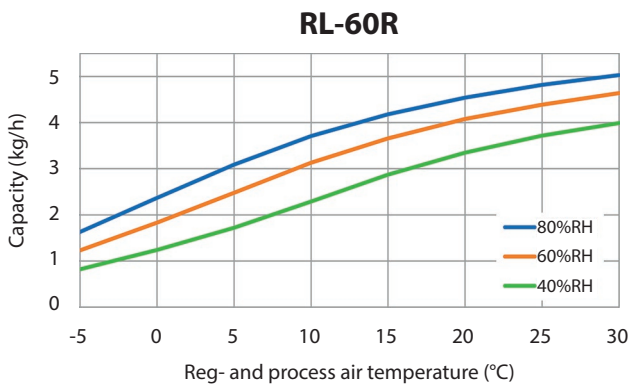
# TECHNICAL DATA

Dehumidifier model	RL-60R	RL-60LR
Nominal capacity <sup>1</sup> (kg/h)	4.0	5.0
Dry air flow <sup>2</sup> (m <sup>3</sup> /h)	850	1000
Static pressure at disposal (Pa)	300	100
Wet air flow <sup>2</sup> (m <sup>3</sup> /h)	180	250
Static pressure at disposal (Pa)	250	200
Heater power (kW)	5.4	7.5
Total power (kW)	6.0	8.3
Supply fuse 3 x 400V 50Hz (A)	16	16
Weight (kg)	68	68



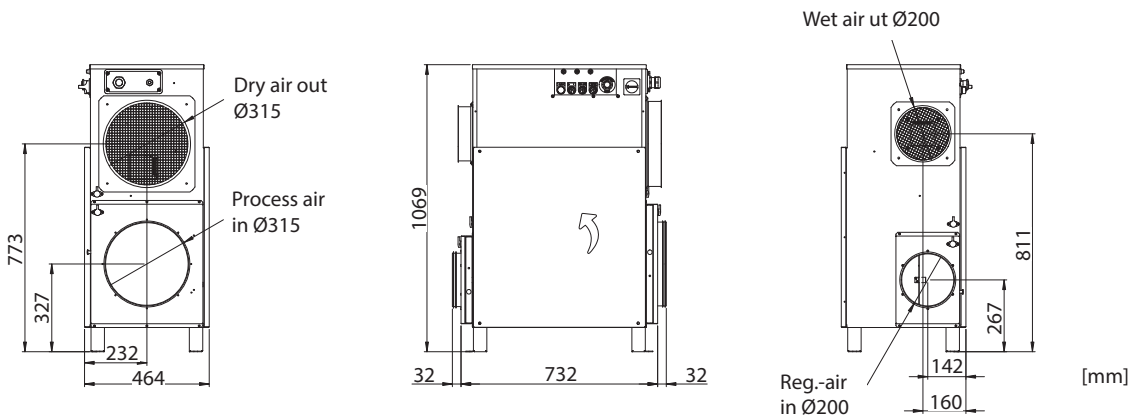
- <sup>1</sup> Valid for inlet conditions 20°C/60%RH. For other inlet conditions the capacity can be calculated by using the correction diagrams shown below.
- <sup>2</sup> Volume flow for density 1.20 kg/m<sup>3</sup>.

# CORRECTION DIAGRAM



# DIMENSIONS

Subject to change without notice. Download installation drawing at [www.dst-sg.com](http://www.dst-sg.com)



Updated 18.12